






















Countries ranking - 2019



69.9-100.0

Rank	Country	Overall	Previous score	Change
1	Switzerland	84.8	86.4	-1.6 ↓
2	Finland	82.2	83.4	-1.2 ↓
3	Ireland	81.5	82.4	-0.9 ↓
4	Denmark	81.3	81.6	-0.3 ↓
5	Netherlands	81.1	82.6	-1.5 ↓
6	Norway	80.7	83.4	-2.7 ↓
7	Sweden	80.4	81.2	-0.8 ↓
8	Iceland	80	80.8	-0.8 ↓
9	United Kingdom	79.9	82	-2.1 ↓
10	Luxembourg	79.2	80.6	-1.4 ↓
11	Germany	79.1	79.7	-0.6 ↓
12	Estonia	78.9	79	-0.1 ↓
13	Austria	77.1	75.5	1.6 ↑
14	Belgium	75.9	75.2	0.7 ↑
15	Lithuania	75.5	74.1	1.4 ↑
16	Portugal	74.9	72.3	2.6 ↑
17	Czech Republic	74	73.4	0.6 ↑
18	Slovenia	73.6	70.9	2.7 ↑
19	Cyprus	73.4	71.2	2.2 ↑



20	Spain	72.9	71.3	1.6 
21	Latvia	72.4	69.3	3.1 
22	France	71.8	71.5	0.3 
23	Malta	70	70.3	-0.3 

69.9-50.0

Rank	Country	Overall	Previous score	Change
24	Romania	69.7	67.8	1.9 
25	Slovakia	69.6	65.8	3.8 
26	Poland	69.1	67.4	1.7 
27	Georgia	69.1	64.1	5 
28	Italy	67.3	65	2.3 
29	Croatia	66.5	62.7	3.8 
30	Bulgaria	66.1	63.2	2.9 
31	Greece	64.5	60.1	4.4 
32	Hungary	63.4	60.4	3 
33	Albania	62.8	59	3.8 
34	Montenegro	60.6	59.1	1.5 
35	Armenia	60.1	52.9	7.2 
36	North Macedonia	59.6	56.6	3 
37	Serbia	58.8	57.4	1.4 
38	Moldova	56.5	51.8	4.7 
39	Ukraine	55.8	51.9	3.9 
40	Bosnia and Herzegovina	54.7	51.2	3.5 

41	Kyrgyzstan	52.5	47.4	5.1 
42	Turkey	50	46.5	3.5 

49.9-0

Rank	Country	Overall	Previous score	Change
43	Russia	45.5	41.8	3.7 
44	Azerbaijan	44.5	44.7	-0.2 
45	Tajikistan	41.1	40.3	0.8 