




Countries ranking - 2018

69.9-100.0





Rank	Country	Overall	Previous score	Change
1	Switzerland	86.4	87.3	-0.9 
2	Norway	83.4	83.4	0
3	Finland	83.4	83.3	0.1 
4	Netherlands	82.6	83.5	-0.9 
5	Ireland	82.4	81.8	0.6 
6	United Kingdom	82	82.3	-0.3 
7	Denmark	81.6	81.4	0.2 
8	Sweden	81.2	83.2	-2 
9	Iceland	80.8	82.5	-1.7 
10	Luxembourg	80.6	80.7	-0.1 
11	Germany	79.7	79.9	-0.2 
12	Estonia	79	78.7	0.3 
13	Austria	75.5	76.5	-1 
14	Belgium	75.2	77.9	-2.7 
15	Lithuania	74.1	74.8	-0.7 
16	Czech Republic	73.4	74.6	-1.2 
17	Portugal	72.3	72.3	0
18	France	71.5	71.8	-0.3 
19	Spain	71.3	71.6	-0.3 

20	Cyprus	71.2	69.5	1.7 
21	Slovenia	70.9	71.8	-0.9 
22	Malta	70.3	71.3	-1 

69.9-50.0

Rank	Country	Overall	Previous score	Change
23	Latvia	69.6	71.5	-1.9 
24	Romania	67.8	67.8	0
25	Poland	67.4	70.3	-2.9 
26	Slovakia	65.8	67.7	-1.9 
27	Italy	65	64.5	0.5 
28	Georgia	64.1	66.1	-2 
29	Bulgaria	63.2	63.7	-0.5 
30	Croatia	62.7	64.5	-1.8 
31	Hungary	60.4	60.6	-0.2 
32	Greece	60.1	60.8	-0.7 
33	Montenegro	59.1	59.4	-0.3 
34	Albania	59	59.9	-0.9 
35	Serbia	57.4	56.8	0.6 
36	Macedonia	56.6	56	0.6 
37	Armenia	52.9	54.5	-1.6 
38	Ukraine	51.9	51.2	0.7 
39	Moldova	51.8	52.5	-0.7 
40	Bosnia and Herzegovina	51.2	51.2	0

49.9-0

Rank	Country	Overall	Previous score	Change
41	Kyrgyzstan	47.4	48.5	-1.1 
42	Turkey	46.5	48.6	-2.1 
43	Azerbaijan	44.7	42.7	2 
44	Tajikistan	44.7	41.2	3.5 
45	Russia	41.8	40.5	1.3 