

Countries ranking - 2017

69.9-100.0





Rank	Country	Overall	Previous score	Change
1	Switzerland	87.3	85.6	1.7 
2	Netherlands	83.5	82.9	0.6 
3	Norway	83.4	83.3	0.1 
4	Finland	83.3	83.7	-0.4 
5	Sweden	83.2	81.2	2 
6	Iceland	82.5	82.2	0.3 
7	United Kingdom	82.3	81.5	0.8 
8	Ireland	81.8	80.8	1 
9	Denmark	81.4	81.8	-0.4 
10	Luxembourg	80.7	79.5	1.2 
11	Germany	79.9	80.2	-0.3 
12	Estonia	78.7	78.6	0.1 
13	Belgium	77.9	77.3	0.6 
14	Austria	76.5	76	0.5 
15	Lithuania	74.8	74.3	0.5 
16	Czech Republic	74.6	73.6	1 
17	Portugal	72.3	72.5	-0.2 
18	France	71.8	71.2	0.6 
19	Slovenia	71.8	68.3	3.5 

20	Spain	71.6	70.4	1.2
21	Latvia	71.5	69.6	1.9
22	Malta	71.3	71.8	-0.5
23	Poland	70.3	71.9	-1.6

69.9-50.0

Rank	Country	Overall	Previous score	Change
24	Cyprus	69.5	70.4	-0.9
25	Romania	67.8	66.5	1.3
26	Slovakia	67.7	66.4	1.3
27	Georgia	66.1	64.9	1.2
28	Croatia	64.5	63.3	1.2
29	Italy	64.5	62.8	1.7
30	Bulgaria	63.7	63	0.7
31	Greece	60.8	58.9	1.9
32	Hungary	60.6	63.7	-3.1
33	Albania	59.9	57.3	2.6
34	Montenegro	59.4	61	-1.6
35	Serbia	56.8	56.9	-0.1
36	Macedonia	56	58	-2
37	Armenia	54.5	53.6	0.9
38	Moldova	52.5	50.7	1.8
39	Bosnia and Herzegovina	51.2	52.2	-1
40	Ukraine	51.2	49.9	1.3

49.9-0

Rank	Country	Overall	Previous score	Change
41	Turkey	48.6	52.2	-3.6 
42	Kyrgyzstan	48.5	47.6	0.9 
43	Azerbaijan	42.7	42	0.7 
44	Tajikistan	41.2	40.2	1 
45	Russia	40.5	40.5	0