














## Countries ranking - 2016

### 69.9-100.0





| Rank | Country                        | Overall | Previous score | Change                                                                                    |
|------|--------------------------------|---------|----------------|-------------------------------------------------------------------------------------------|
| 1    | <a href="#">Netherlands</a>    | 83      | 81.2           | 1.8    |
| 2    | <a href="#">Germany</a>        | 80.5    | 79.7           | 0.8    |
| 3    | <a href="#">Estonia</a>        | 79      | 78.7           | 0.3    |
| 4    | <a href="#">Belgium</a>        | 77.2    | 77.8           | -0.6   |
| 5    | <a href="#">Austria</a>        | 76.6    | 76.2           | 0.4    |
| 6    | <a href="#">Lithuania</a>      | 75      | 72             | 3      |
| 7    | <a href="#">Czech Republic</a> | 73.6    | N/A            | N/A                                                                                       |
| 8    | <a href="#">Poland</a>         | 72.3    | 69.9           | 2.4  |
| 9    | <a href="#">Latvia</a>         | 70.1    | 68             | 2.1  |

### 69.9-50.0

| Rank | Country                  | Overall | Previous score | Change                                                                                    |
|------|--------------------------|---------|----------------|-------------------------------------------------------------------------------------------|
| 10   | <a href="#">Slovenia</a> | 69.1    | N/A            | N/A                                                                                       |
| 11   | <a href="#">Romania</a>  | 67.1    | 63.4           | 3.7  |
| 12   | <a href="#">Slovakia</a> | 67      | N/A            | N/A                                                                                       |
| 13   | <a href="#">Georgia</a>  | 65.5    | 60.7           | 4.8  |
| 14   | <a href="#">Hungary</a>  | 64.2    | 63.9           | 0.3  |
| 15   | <a href="#">Croatia</a>  | 64      | 63.3           | 0.7  |
| 16   | <a href="#">Bulgaria</a> | 63.7    | 62             | 1.7  |

|    |                                        |      |      |                                                                                          |
|----|----------------------------------------|------|------|------------------------------------------------------------------------------------------|
| 17 | <a href="#">Montenegro</a>             | 60.9 | 61   | -0.1  |
| 18 | <a href="#">Albania</a>                | 58.4 | 55.4 | 3     |
| 19 | <a href="#">Macedonia</a>              | 57.8 | 55.7 | 2.1   |
| 20 | <a href="#">Serbia</a>                 | 57.3 | 55.9 | 1.4   |
| 21 | <a href="#">Turkey</a>                 | 53.5 | 53.8 | -0.3  |
| 22 | <a href="#">Bosnia and Herzegovina</a> | 52.8 | 55   | -2.2  |
| 23 | <a href="#">Armenia</a>                | 52.3 | 52.9 | -0.6  |
| 24 | <a href="#">Greece</a>                 | 52.1 | 58.4 | -6.3  |
| 25 | <a href="#">Moldova</a>                | 51   | 54.3 | -3.3  |
| 26 | <a href="#">Ukraine</a>                | 50.8 | 47.9 | 2.9   |

49.9-0

| Rank | Country                    | Overall | Previous score | Change                                                                                     |
|------|----------------------------|---------|----------------|--------------------------------------------------------------------------------------------|
| 27   | <a href="#">Kyrgyzstan</a> | 48.9    | 45.4           | 3.5   |
| 28   | <a href="#">Russia</a>     | 41.5    | 37.3           | 4.2   |
| 29   | <a href="#">Tajikistan</a> | 41.2    | 39.8           | 1.4   |
| 30   | <a href="#">Azerbaijan</a> | 37.8    | 42.4           | -4.6  |