

















Countries ranking - 2015

69.9-100.0

Rank	Country	Overall	Previous score	Change
1	Switzerland	85.4	85.6	-0.2 
2	Finland	84.2	84	0.2 
3	Norway	83.3	82.4	0.9 
4	Denmark	82.2	82.1	0.1 
5	Netherlands	82	82.2	-0.2 
6	United Kingdom	81.2	80.6	0.6 
7	Sweden	81.2	82	-0.8 
8	Ireland	81.1	80.3	0.8 
9	Iceland	80.4	81.4	-1 
10	Germany	80.1	80.2	-0.1 
11	Luxembourg	79.8	80.1	-0.3 
12	Estonia	79.4	72	7.4 
13	Belgium	77.4	77.1	0.3 
14	Austria	76.5	76.3	0.2 
15	Lithuania	74	72.3	1.7 
16	Czech Republic	73	71.2	1.8 
17	Portugal	72.6	71.4	1.2 
18	Malta	72.4	72.4	0
19	Poland	72.2	70.7	1.5 







20	France	71.1	71.8	-0.7 
----	------------------------	------	------	---

69.9-50.0

Rank	Country	Overall	Previous score	Change
21	Cyprus	69.5	70	-0.5 
22	Latvia	68.8	67.1	1.7 
23	Slovakia	67.7	67.2	0.5 
24	Romania	65.9	63.7	2.2 
25	Hungary	64.6	67.8	-3.2 
26	Slovenia	64.3	68.3	-4 
27	Bulgaria	63.9	61	2.9 
28	Croatia	62.9	62.6	0.3 
29	Italy	62.2	63.4	-1.2 
30	Montenegro	61.2	62.2	-1 
31	North Macedonia	59	55.9	3.1 
32	Greece	58.5	58.7	-0.2 
33	Georgia	57.8	62.1	-4.3 
34	Albania	57.5	57.2	0.3 
35	Serbia	56.9	57.3	-0.4 
36	Armenia	54.2	53.8	0.4 
37	Moldova	53.5	54	-0.5 
38	Bosnia and Herzegovina	52.6	56.5	-3.9 

49.9-0

Rank	Country	Overall	Previous score	Change
------	---------	---------	----------------	--------

39	Spain	69.9	70.9	-1 
40	Turkey	49.6	57.9	-8.3 
41	Ukraine	49.5	42.6	6.9 
42	Kyrgyzstan	48.5	46.7	1.8 
43	Azerbaijan	43.6	44.3	-0.7 
44	Tajikistan	43.3	42.9	0.4 
45	Russia	41.3	40.3	1 